

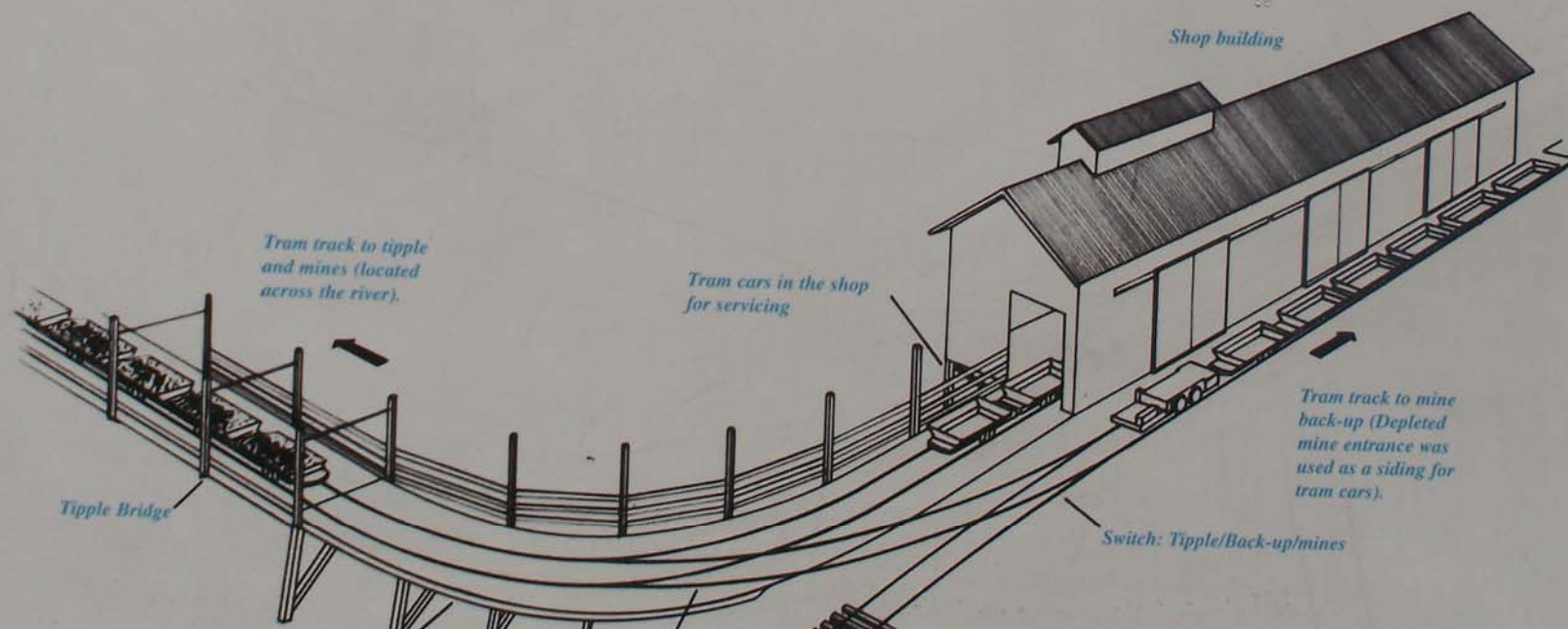






T H E S H O P


The shop building served as a repair terminal for motors (locomotives) and tram cars. A trestle once connected the shop to the main tippie structure. The switch on this trestle could send cars to the back-up track adjacent to the shop or directly into the shop building for repair. The shop also contained a supply of spare parts for tram repair and equipment for sharpening the miners drill bits.









































































MOTOR
HOUSE



BARTHELL COAL CAMP

OPEN FOR

Tours • Lodging • Food
Please Drive In And Visit

www.barthellcoalcamp.com























